

CROWN PX ANTERIOR / DIENTES ANTERIORES CROWN PX

■ UPPER / SUPERIOR

A B C

▲ T41			43.2	8.0	9.7
▲ T51			46.6	8.6	10.4
▲ T61			49.4	9.1	11.0

▲ T41S			43.0	7.9	9.3
▲ T51S			46.6	8.6	10.1
▲ T61S			49.2	9.1	10.7

■ S51			45.0	8.4	10.7
■ S71			52.6	9.8	13.5
■ S81			53.4	10.0	13.7

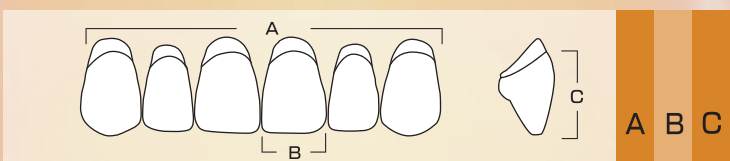
■ S43S			41.3	7.8	8.5
■ S44S			42.7	7.7	10.3
■ S41S			43.5	7.9	9.6

■ S42S			44.2	8.5	9.8
■ S52S			45.9	8.3	10.9
■ S51S			46.6	9.0	10.8
■ S61S			48.7	8.8	11.2







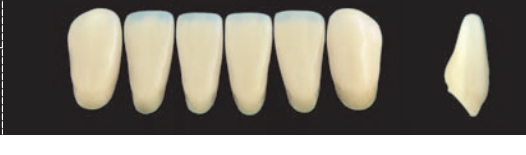

● O41			42.9	8.0	10.1
----------	--	--	------	-----	------

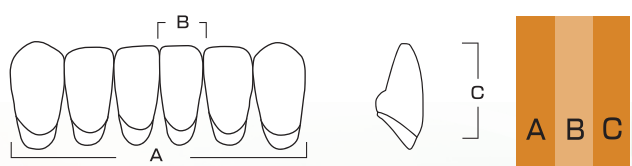
○ O31S			38.7	7.4	8.4
○ O51S			47.1	8.7	10.0
○ O61S			48.4	9.0	10.8

▤ C42			43.2	8.2	10.5
▤ C41			43.7	8.2	10.4
▤ C51			46.4	8.8	11.3
▤ C61			49.4	9.4	12.1



CROWN PX ANTERIOR / DIENTES ANTERIORES CROWN PX

■ LOWER / INFERIOR		A	B	C
N31S		30.1	4.5	8.0
N61S		37.9	5.6	9.4
N31		33.4	5.1	8.9
N32		32.5	4.8	8.9
N41		34.4	5.1	8.6
N42		35.5	5.5	10.2
N81		41.8	6.4	12.1
N71L		39.9	5.8	11.6



CROWN PX ANTERIOR (Same Mould as CROWN NS)

DIENTES ANTERIORES CROWN PX (tienen el mismo molde que los DIENTES ANTERIORES CROWN NS)